

Access Series

Eliminates your installation problems. Install the case now and the screen later.

No other projection screen offers you these benefits. See page 7 for details about DRAPER's ACCESS case.




Access/Series E with screen down Access/Series E with screen up

Access/Series E with bottom panel removed for screen installation

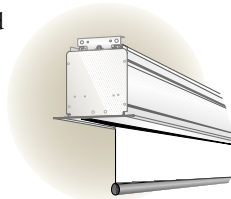
Access/Series V—

Motorized screen features DRAPER'S TAB TENSIONING SYSTEM, with choice of M1300, M2500 or HiDEF GREY viewing surface. CINEFLEX for rear projection also available. 12" of black drop at top of screen is standard with SERIES V.



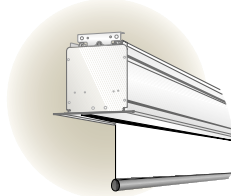
Access/Series E—

Motorized screen in your choice of a conventional viewing surface: fiberglass matt white, glass beaded, HIGH CONTRAST GREY, PANAMAX or acoustically transparent AT1200 or AT GREY.



Access/Series M—

Manual, spring-roller operated screen in your choice of a conventional viewing surface: fiberglass matt white, glass beaded or HIGH CONTRAST GREY.



Dimensions & Data—Access Series

	Series E			Series M		Series V	
	Size H x W	Case Length*	Net Wt. (lbs.)	Case Length	Net Wt. (lbs.)	Case Length*	Net Wt. (lbs.)
AV Format	50" x 50"	64"	50	56"	33	75"	58
	60" x 60"	74"	55	66"	39	86"	66
	70" x 70"	84"	65	76"	45	96"	69
	84" x 84"	98"	72	90"	51	111½"	74
	72" x 96"	110"	80	102"	53	122"	92
	96" x 96"	110"	90	102"	56	124¾"	92
	7' x 9'	122"	92	114"	57	135¼"	95
	9' x 9'	122"	93	114"	65	136¾"	95
	8' x 10'	134"	97	126"	72	148¾"	99
	10' x 10'	134"	107	126"	77	150½"	109
	9' x 12'	158"	108	150"	88	172¾"	110
12' x 12'	158"	119	150"	104	178½"	121	

	Series E			Series M		Series V			
	Nominal Diagonal	Image Area H x W	Case Length*	Net Wt. (lbs.)	Case Length	Net Wt. (lbs.)	Image Area H x W	Case Length*	Net Wt. (lbs.)
NTSC Video (4:3)									
6'	42½" x 56½"	74"	55	66"	36	42½" x 56½"	81½"	60	
7'	50" x 66½"	84"	61	76"	43	50" x 66½"	91½"	68	
100"	60" x 80"	98"	71	90"	50	60" x 80"	105"	73	
10'	69" x 92"	110"	82	102"	53	72" x 96"	122"	92	
11'	78" x 104"	122"	96	114"	60	78" x 104"	131¼"	98	
150"	87" x 116"	134"	102	126"	72	87" x 116"	143¼"	104	
15'	105" x 140"	158"	108	150"	88	108" x 144"	172¾"	110	
200"	118" x 158"	176"	114	—	—	—	—	—	
HDTV Format (16:9)									
92"	45" x 80"	98"	74	90"	45	45" x 80"	105"	76	
106"	52" x 92"	110"	78	102"	53	52" x 92"	117"	80	
119"	58" x 104"	122"	82	114"	57	58" x 104"	129"	85	
133"	65" x 116"	134"	87	126"	72	65" x 116"	142"	89	
161"	79" x 140"	158"	104	150"	88	79" x 140"	167¼"	106	
184"	90" x 160"	178"	111	—	—	—	—	—	

*Optional built-in controls increase length of case. In SERIES V, additional drop also increases case length. Case lengths shown include flange to support ceiling tile. U.S. Patent Nos. 6,137,629; 6,421,175 and 6,532,109. Other patents pending.

System Options

- **Extra Drop**—Additional drop is optional, either surface color or black. (Black is standard for SERIES V. Surface color is standard for SERIES E and M in AV format; black in other formats.) Additional drop will increase the overall length of the case and dowel of a SERIES V.
- **Black Masking Borders**—Borders are optional for SERIES E and M in AV format. Borders are standard for SERIES E and M in all other formats and for all SERIES V screens.
- **Control Options**—For motorized controls, refer to page 6. Controls may be built into case and will increase the overall length of case. For SERIES M, aluminum operating pole is available in place of factory attached pull cord. Choice of two sizes: 4' and 6'.
- **Screen/Case Options**—You may choose left end (standard) or right end motor location.

