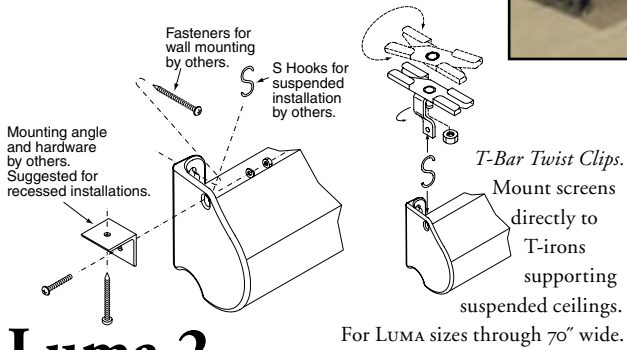


Luma

Spring-roller projection screen for the classroom.

The LUMA projection screen is dependable in the classroom or conference room. Its case and endcaps have a scratch-resistant, white polyester finish. The case is designed to be attractive, sturdy and friction-free. A pull cord is factory attached for all sizes 70" wide and larger. LUMA case size—4¾" high x 3¾" wide.

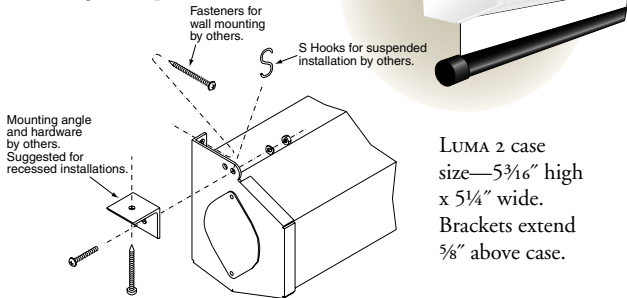
Luma Method of Installation



Luma 2

Heavy-duty spring roller projection screen.

The LUMA 2 is an attractive and practical choice wherever a large spring-roller screen is required. Simple in design and rugged in construction, the LUMA 2 is housed in a white steel case with matching endcaps.



System Options for Luma and Luma 2

- **Viewing surfaces**—fiberglass matt white, glass beaded or HIGH CONTRAST GREY.
- **Extra Drop**—Maximum total screen height of 8' for LUMA, 12' for LUMA 2. Surface color or black; surface color is standard on AV format screens, black on all others.
- **Black Masking Borders**—Available on AV format screens: 1½" wide in sizes through 70" x 70"; 2" wide in larger sizes. All other formats have black borders to frame image on all four sides.
- **Projected Mounting Brackets**—Sturdy, white (standard) or black (standard for PREMIER and SILHOUETTE) angle brackets for wall-mounting screens to clear obstacles like chalkboards and maps. Ships in matching pairs. See choices at right.
- **Ceiling Opening Trim Kit**—For ceiling-recessed installations of the LUMA 2. Refer to page 19. Draper recommends adding 12" of extra drop to any LUMA 2 with a CEILING OPENING TRIM KIT.



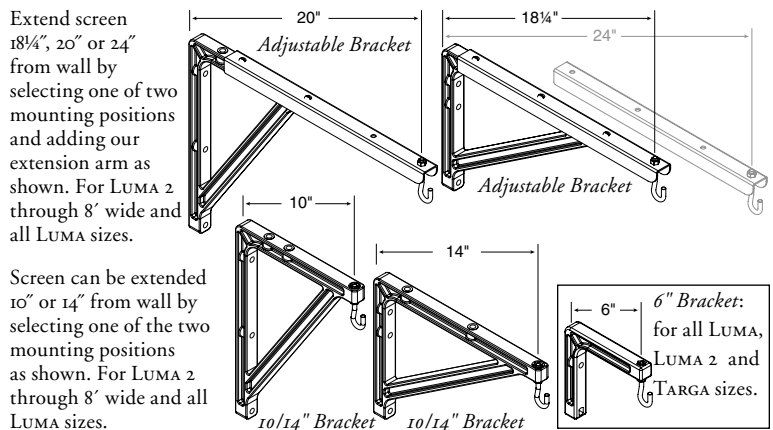
Two Luma screens installed at Bumble & Bumble. Design & Installation: Glenn Polly, Videasonic. Photography: © 2005 Bruce Katz. All of New York City, NY.

Dimensions & Date—Luma & Luma 2

AV Format Size H x W	Luma Case Length	Net Wt. (lbs.)	Luma 2 Case Length	Net Wt. (lbs.)	Luma 2 Size H x W	Case Length	Net Wt. (lbs.)
50" x 50"	52¾"	9	53½"	23	7' x 9'	111¼"	37
60" x 60"	62¾"	11	63½"	26	9' x 9'	111¼"	42
70" x 70"	72¾"	15	73½"	29	8' x 10'	123¼"	41
84" x 84"	86¾"	20	87½"	32	10' x 10'	123¼"	47
72" x 96"	98¾"	22	98¾"	32	9' x 12'	147¼"	55
96" x 96"	98¾"	23	98¾"	34	12' x 12'	147¼"	66

NTSC Video Format Sizes (4:3)			Luma		Luma 2	
Nominal Diagonal	Image Area H x W	Overall Size	Case Length	Net Wt. (lbs.)	Case Length	Net Wt. (lbs.)
6'	42½" x 56½"	46½" x 59½"	62¾"	11	—	—
7'	50" x 66½"	53½" x 69½"	72¾"	14	—	—
100"	60" x 80"	64" x 83½"	86¾"	17	87½"	32
10'	69" x 92"	73" x 96"	98¾"	21	98¾"	32
11'	78" x 104"	83" x 108"	—	—	111¼"	36
150"	87" x 116"	92" x 120"	—	—	123¼"	41
15'	105" x 140"	109" x 144"	—	—	147¼"	55

HDTV Format Sizes (16:9)						
65"	31¾" x 56½"	43¾" x 59½"	62¾"	11	—	—
73"	36" x 64"	48" x 69½"	72¾"	14	—	—
82"	40½" x 72"	52½" x 74"	76¾"	17	—	—
92"	45" x 80"	57" x 83½"	86¾"	18	87½"	32
106"	52" x 92"	64" x 96"	98¾"	21	98¾"	32
119"	58" x 104"	62" x 108"	—	—	111¼"	35
133"	65" x 116"	69" x 120"	—	—	123¼"	39
161"	79" x 140"	84" x 144"	—	—	147¼"	54



Extend screen 18¼", 20" or 24" from wall by selecting one of two mounting positions and adding our extension arm as shown. For LUMA 2 through 8' wide and all LUMA sizes.

Screen can be extended 10" or 14" from wall by selecting one of the two mounting positions as shown. For LUMA 2 through 8' wide and all LUMA sizes.