

Signature Series

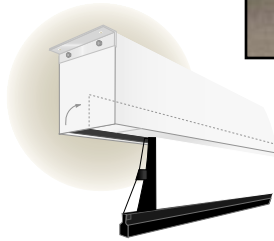
Motorized screen with an independently motorized ceiling closure.

Available in sizes through 16' wide.

The SIGNATURE SERIES offers the clean appearance of a ceiling-recessed screen in virtually any size through 16' wide, with any viewing surface. Ideal for boardrooms and meeting rooms. Case color is white. SIGNATURE'S independently motorized aluminum ceiling closure disappears *into* the case when the screen is lowered, for a perfectly unobstructed view. Hinges are completely concealed, and the closure is supported for its entire length—no sag is possible. Screen can be remotely operated.

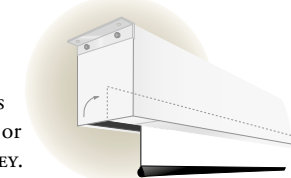
Signature/Series V—

Motorized screen features DRAPER'S TAB TENSIONING SYSTEM, with choice of MI300, M2500 or HiDEF GREY viewing surface. CINEFLEX for rear projection also available. 12" of black drop at top of screen is standard with SERIES V.



Signature/Series E—

Motorized screen in your choice of a conventional viewing surface: fiberglass matt white, glass beaded, HIGH CONTRAST GREY, PANAMAX or acoustically transparent AT1200 or AT GREY.



System Options

- **Extra Drop, Series V**—Additional drop optional, either surface color or black. Additional drop will increase case and dowel length. See chart at right. Consult DRAPER if this dimension is critical.
- **Extra Drop, Series E**—Up to 16' overall height, either surface color or black. (Surface color is standard for SERIES E in AV format; black for all other formats.)
- **Black Masking Borders**—Borders are optional for SERIES E in AV format. Borders are standard for SERIES E in all other formats and for all SERIES V screens.
- **Control Options**—Refer to page 6. Some controls may be built into case.



At left: Signature—ceiling-recessed with automatic ceiling closure closed.



At left: Signature's independently motorized ceiling closure opens into the case prior to the screen appearing (below).

Photo at top of page: Signature/Series V at Pike High School. Architect: Gibraltar Design. Dealer: SPD Textile & Drapery, Inc. Photographer: Wayne Williams. All located in Indianapolis, Indiana. U.S. Patent No. 5,341,241.

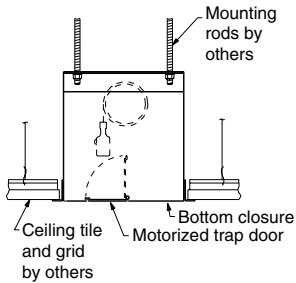
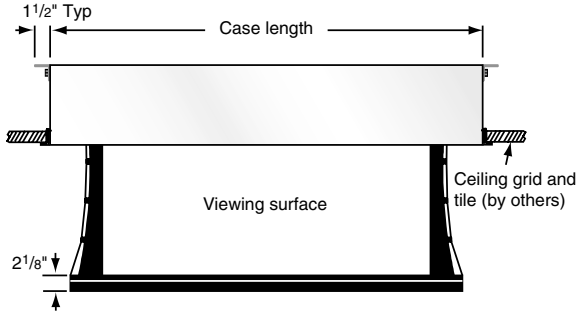


Dimensions & Data—Signature Series

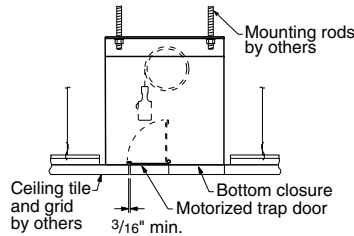
	Series E			Series V		
	Size H x W	Case Length	Net Wt. (lbs.)	Case Length*	Net Wt. (lbs.)	
AV Format	50" x 50"	56 ³ / ₈ "	52	66"	63	
	60" x 60"	66 ³ / ₈ "	63	77"	75	
	70" x 70"	76 ³ / ₈ "	75	87"	84	
	84" x 84"	90 ³ / ₈ "	84	102 ¹ / ₄ "	98	
	72" x 96"	102 ³ / ₈ "	98	113"	109	
	96" x 96"	102 ³ / ₈ "	109	115 ³ / ₄ "	110	
	7' x 9'	114 ³ / ₈ "	122	126 ¹ / ₄ "	124	
	9' x 9'	114 ³ / ₈ "	124	129 ¹ / ₂ "	125	
	8' x 10'	126 ³ / ₈ "	130	139 ³ / ₄ "	132	
	10' x 10'	126 ³ / ₈ "	132	141 ¹ / ₂ "	136	
	9' x 12'	150 ³ / ₈ "	153	165 ¹ / ₂ "	156	
	12' x 12'	150 ³ / ₈ "	156	169 ¹ / ₂ "	158	
	10'6" x 14'	177"	190	192 ¹ / ₂ "	240	
	14' x 14'	177"	192	199 ¹ / ₄ "	250	
	12' x 16'	201"	215	218 ¹ / ₂ "	260	
16' x 16'	201"	216	—	—		
NTSC Video Format (4:3)						
Nominal Diagonal	Image Area H x W	Case Length	Net Wt. (lbs.)	Image Area H x W	Case Length*	Net Wt. (lbs.)
6'	42 ¹ / ₂ " x 56 ¹ / ₂ "	66 ³ / ₈ "	70	42 ¹ / ₂ " x 56 ¹ / ₂ "	72 ¹ / ₂ "	75
7'	50" x 66 ¹ / ₂ "	76 ³ / ₈ "	75	50" x 66 ¹ / ₂ "	82 ¹ / ₂ "	79
100"	60" x 80"	90 ³ / ₈ "	78	60" x 80"	97"	95
10'	69" x 92"	102 ³ / ₈ "	92	72" x 96"	113"	109
11'	78" x 104"	114 ³ / ₈ "	109	78" x 104"	122 ¹ / ₄ "	122
150'	87" x 116"	126 ³ / ₈ "	117	87" x 116"	134 ¹ / ₄ "	127
15'	105" x 140"	150 ³ / ₈ "	132	108" x 144"	165 ¹ / ₂ "	156
200"	118" x 158"	173"	185	118" x 158"	180 ¹ / ₂ "	199
210"	126" x 168"	181"	190	126" x 168"	192 ¹ / ₂ "	240
220"	132" x 176"	189"	205	132" x 176"	200 ¹ / ₂ "	250
230"	138" x 184"	197"	210	138" x 184"	210 ¹ / ₂ "	255
240"	141" x 188"	201"	216	144" x 192"	218 ¹ / ₂ "	260
HDTV Format (16:9)						
92"	45" x 80"	90 ³ / ₈ "	78	45" x 80"	96"	94
106"	52" x 92"	102 ³ / ₈ "	92	52" x 92"	108"	107
119"	58" x 104"	114 ³ / ₈ "	100	58" x 104"	121"	121
133"	65" x 116"	126 ³ / ₈ "	109	65" x 116"	133"	126
161"	79" x 140"	150 ³ / ₈ "	132	79" x 140"	158 ¹ / ₄ "	150
184"	90" x 160"	173"	185	90" x 160"	180 ³ / ₄ "	199
193"	94 ¹ / ₂ " x 168"	181"	190	94 ¹ / ₂ " x 168"	188 ³ / ₄ "	230
220"	106" x 188"	201"	216	108" x 192"	214 ¹ / ₂ "	240

Case dimensions 9³/₄" high x 9³/₈" wide in sizes through 144" wide; 11" high x 9³/₈" wide in larger sizes. Mounting brackets extend 1¹/₂" in length beyond each end of case. WideScreen format also available. 14' maximum height with TAB-TENSIONING SYSTEM.

Signature Case Dimensions



**Typical
Installation**



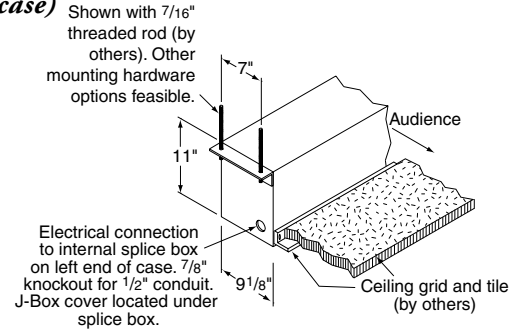
**Installation
with Ceiling Tile
Attached to Case**

*(Wt. of tile not to exceed
16 oz./sq. ft.)*

Signature Method of Installation

**11 52 13/DRA
BuyLine 3260**

**Sizes exceeding 12' wide
(electrical connection
on left end of case)**



**Sizes through 12' wide
(electrical connection
on right end of case)**

