

SONY[®]



VPL-F40 Series

VPL-FX41 VPL-FX41L
VPL-FW41 VPL-FW41L
VPL-FE40 VPL-FE40L
VPL-FX40 VPL-FX40L

Advanced Installation Projectors



BrightEra[™]

HDMI[™]
HIGH DEFINITION MULTIMEDIA INTERFACE

Bright, Stylish, Easy to Install, and Simple to Use – You Can Even Make Widescreen Presentations via a Network

The VPL-F40 Series of data projectors from Sony is ideal for vivid, clear presentations in many locations, from university classrooms to enterprise boardrooms and beyond.

Delivering extremely bright images from sophisticated bodies, these are excellent projectors for high-impact multimedia presentations. The VPL-FX41 and VPL-FW41 provide an outstanding brightness of 5200 lumens and 4500 lumens, respectively, while the VPL-FE40 and VPL-FX40 offer a high brightness of 4000 lumens.

The VPL-FE40 offers incredible SXGA+ resolution to project clear and crisp images even on large screens, while the VPL-FX41 and VPL-FX40 offer native XGA resolution for high image quality. Furthermore, the VPL-FW41 can present clear and dynamic images in native WXGA resolution on a widescreen.

With their outstanding functionality, simple operation, and network capabilities, these projectors provide you with the tools to perform seamless presentations. The projectors' ability to accept a broad array of signals, including those from sources equipped with the latest High-Definition Multimedia Interface™ (HDMI™), can make your presentations more dynamic than ever before. And with the model variants VPL-FX41L, VPL-FW41L, VPL-FE40L, and VPL-FX40L, you can choose a lens that meets the requirements of your specific applications.

System integrators will appreciate the projectors' design – which includes features for easy installation, such as a centered lens, power zoom/focus, and lens shift – while maintenance personnel can easily replace lamps and clean filters, as these are simple to access.

With all the features and functionality that you expect from Sony, particularly those for installation, projection, usability, and maintenance, the VPL-F40 Series is the most thoughtfully designed projector for applications ranging from business conferences and seminars to education, in locations such as boardrooms, large conference rooms, R&D facilities, and university classrooms.

* Unless otherwise stated, VPL-FX41 (or VPL-FW41/VPL-FE40/VPL-FX40) refers to both VPL-FX41 (or VPL-FW41/VPL-FE40/VPL-FX40) and the model variant VPL-FX41L (or VPL-FW41L/VPL-FE40L/VPL-FX40L).
The VPL-F40 Series includes the VPL-FX41, VPL-FW41, VPL-FE40, and VPL-FX40, as well as their model variants, VPL-FX41L, VPL-FW41L, VPL-FE40L, and VPL-FX40L.



FEATURES

High-quality Images and Incredible Performance

Outstanding Brightness of 5200/4500/4000 Lumens in a Beautifully Styled Projector

The VPL-FX41 and VPL-FW41 data projectors provide an outstanding brightness of 5200 lumens and 4500 lumens, respectively, while the VPL-FE40 and VPL-FX40 data projectors offer a high brightness of 4000 lumens. This allows for dynamic, large-screen presentations even in high ambient lighting environments. By combining a new generation of inorganic LCD panels that uses Sony's BrightEra™ technology* with a powerful 275W lamp, these beautifully styled projectors are excellent for bringing your presentations to life.

*BrightEra is a brand name for the category of LCD panels that have pixels with large aperture ratios and that adopt inorganic alignment layers.

Extremely High Resolution (SXGA+, XGA, or WXGA)

Offering native SXGA+ (1400 x 1050) resolution, the VPL-FE40 projects extremely clear and detailed high-quality images, even on a large screen. And the VPL-FX41 and VPL-FX40 offer native XGA (1024 x 768) resolution for high picture quality. Furthermore, the VPL-FW41 can present clear and dynamic images in native WXGA (1280 x 800) resolution on a widescreen.



SXGA+ Resolution: Clear and Detailed Images
(simulated image)

3LCD Projection Offers Amazing Color Performance

The VPL-F40 Series adopts the 3LCD projection system that uses three LCD panels. This system allows the projectors to present bright and natural images. It provides high light transmission and excellent color reproduction with high color light output*. It also provides smooth gradients in dark areas, and even helps prevent color breakup or the rainbow effect**.

*Color light output is a metric that measures a projector's ability to deliver color. Developed by color scientists using the same approach as light output (brightness) measurement, color light output provides a simple, accurate, and easy-to-understand way to evaluate a projector's color performance.

**The rainbow effect may appear as blurring or the separation of colors. It can only be seen in images projected by 1-chip sequential color projection systems.

12-bit 3D Gamma Correction and 3D Digital Comb Filter

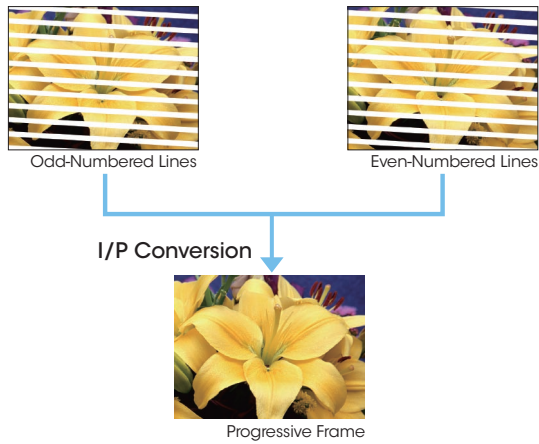
The VPL-F40 Series projectors incorporate 12-bit 3D Gamma Correction circuitry to perform highly accurate gamma correction, achieving uniform image color and brightness that extends right to the corners of the screen. What's more, the 3D Digital Comb Filter separates Y signals from C signals with great accuracy, which emphasizes fine images and shape boundaries.

High-quality Video Images

The video signal processing technology that Sony has incorporated in the VPL-F40 Series projectors offers the following features to generate high-quality images with outstanding clarity:

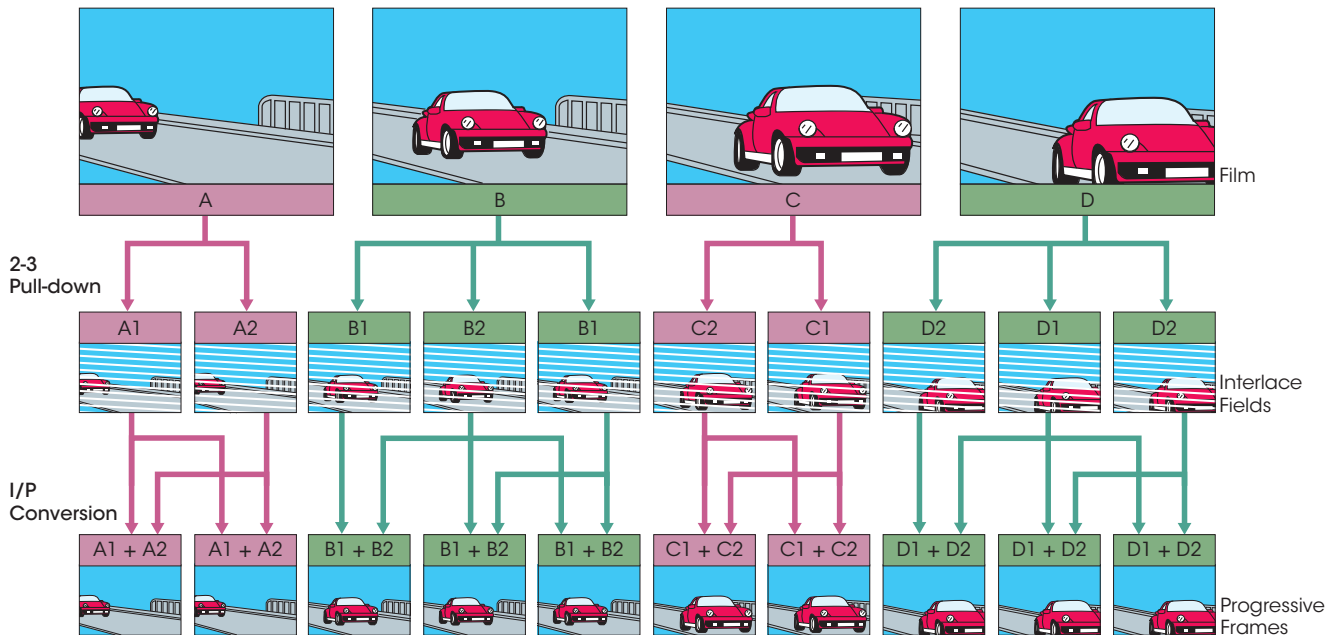
I/P Conversion

For interlaced video sources, I/P (Interlace/Progressive) conversion is applied to the signals to project clear and sharp progressive images.



2-3/2-2 Pull-down Images

Film-originated video sources are converted to interlaced signals by using the 2-3 or 2-2 pull-down process. When displaying these film-originated sources, the projector detects the pull-down, interlaced signals and then applies I/P conversion to these, enabling each frame of the original film to be accurately reproduced.



Installation Flexibility and Easy Maintenance

Power Zoom/Focus/Lens Shift (Horizontal and Vertical)

The Zoom, Focus, and Horizontal and Vertical Lens Shift functions available with the projectors' supplied power-operated lens and optional lenses* can be controlled both from the projector control panel and the supplied Remote Commander™ unit. Images can be easily adjusted to the desired settings both during installation and when the projector is in use.

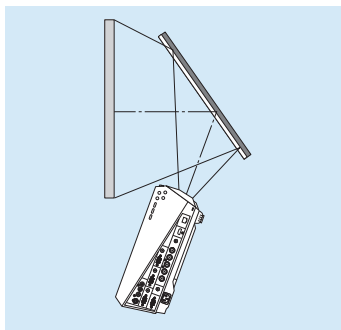
*Not available with the optional VPLL-1008 fixed-type lens.

Centered Lens Design

The centered lens provides symmetry for a balanced installation of the VPL-F40 Series projectors, and makes setup very simple.

Flexible Orientation

The VPL-F40 Series projectors can be tilted 90 degrees upwards or downwards. This flexibility allows the projectors to be used in several different ways, including in a rear projection system.



Rear Projection System

Twin Stacking Capability

When applications require double the light output, the VPL-F40 Series projectors can be twin-stacked*. Pictures from the two projectors are then matched using the Picture Shift function on each unit.

*The optional VPLL-1008 lens cannot be used when twin stacking.

Direct Power On

Activating this function allows you to skip standby mode to power on the VPL-F40 Series projectors immediately. Direct Power On is ideal for large-scale facilities such as museums, auditoriums, and conference halls, with images ready for projection as soon as the circuit-breaker on the switchboard is turned on.

ID Function for Multi-projector Installation

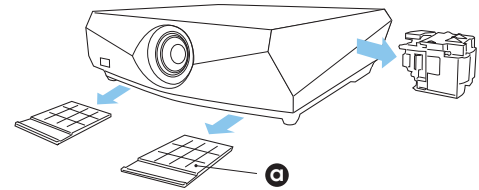
The VPL-F40 Series projectors have a built-in ID function, so each projector can be controlled independently from a single Remote Commander unit. For multi-projector installations in a single room, this feature is indispensable both during installation and operation.

Variety of Optional Lenses

The VPL-FX41, VPL-FW41, VPL-FE40, and VPL-FX40 projectors are each supplied with a power lens as standard for most general applications. If a specific application requires a special lens, the VPL-FX41L, VPL-FW41L, VPL-FE40L, and VPL-FX40L are available. The lens is not included with these projectors, so any of four optional lens types can be selected. This flexibility allows the VPL-FX41L, VPL-FW41L, VPL-FE40L, and VPL-FX40L to be used for a number of applications – from long-distance projection in large auditoriums to short-distance rear-projection applications.

Easy Lamp Replacement and Filter Cleaning

When it's time to replace the lamp in the VPL-F40 Series projectors, a timely message appears clearly on the screen. The lamp is accessible from the side of the projector and the filters from the front, so lamp replacement and filter cleaning can be performed without uninstalling the projector.



The air filter of the VPL-FW41 and VPL-FX41 is on one side (a) only.

Maintenance and Notifications Via Network

Because the VPL-F40 Series projectors can be connected to a LAN, a number of functions can be performed remotely using a web browser.* For example, the projector's current status can be verified and simple controls, such as powering the unit on or off, can be performed. Also, the system can be set up to send automatic e-mail reports to designated recipients for scheduled maintenance, including projected lamp life and error reports.

*Internet Explorer 5.0 or higher is required.

Digital Keystone Adjustment

Vertical Keystone distortion of up to ± 30 degrees can be digitally corrected via the OSD and/or Remote Commander unit of the VPL-F40 Series projectors. This enables detailed images to be projected with their correct geometry, even when installation space is limited.

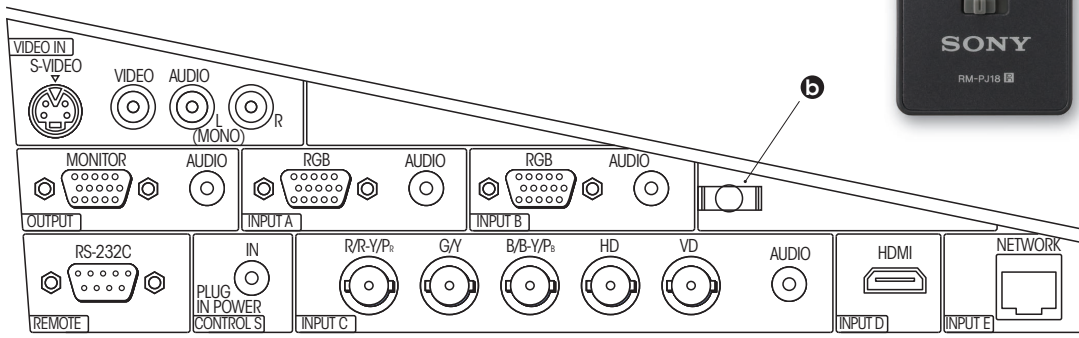
Multiple Interfaces for Flexible Operation

Multitude of Inputs

The VPL-F40 Series projectors accept a wide variety of input signals, including HDMI (the latest standard for digitally connecting to high-definition systems), component and composite video, S-Video (Y/C), and computer signals up to UXGA (fv: 60 Hz) – which expands the system-connection possibilities. The VPL-F40 Series projectors are equipped with five BNC connectors, so they can accept signals from sources such as workstations or professional video equipment, and these sources can be located far away from the projector because the interfaces support long-distance signal transmission.

Monitor Output for Presenters

Projected images can be monitored by connecting a PC monitor to the VPL-F40 Series projectors' monitor output and placing it in the presenter's field of view. This allows the presenter to continually face the audience during the presentation for a fluid and professional delivery.



The VPL-FW41 and VPL-FX41 are equipped with a tie wire **b** for the HDMI connector.

Multi-language OSD (On-screen Display)

The OSD used for control of the VPL-F40 Series projectors is available in 16 languages: English, Dutch, French, Italian, German, Spanish, Portuguese, Russian, Swedish, Norwegian, Japanese, simplified Chinese, traditional Chinese, Korean, Thai, and Arabic.

Quiet Operation

The VPL-F40 Series projectors are incredibly quiet, allowing for smooth and undisturbed presentations. The low fan noise is attributed to a highly efficient cooling system based on Sony's latest technology.

Multi-function Remote Commander Unit

The supplied Remote Commander™ unit for the VPL-F40 Series are useful for both setting up the projector during installation and changing settings for a presentation. This unit has buttons for direct input selection, so users do not have to toggle through the entire range of inputs to select the desired one. With the projector ID function, each projector in a multiple-projector installation can be controlled independently from a single remote.



Network Presentations

When the VPL-F40 Series projectors are installed on a LAN, presentations can be projected from any PC on that network* – whether connected via a LAN cable or wirelessly. Switching from presenter to presenter is as easy as clicking a mouse – there’s no fussing with cables.

*Requires supplied application software to be installed on your PC.

High-Speed Image Transfer over IP Networks

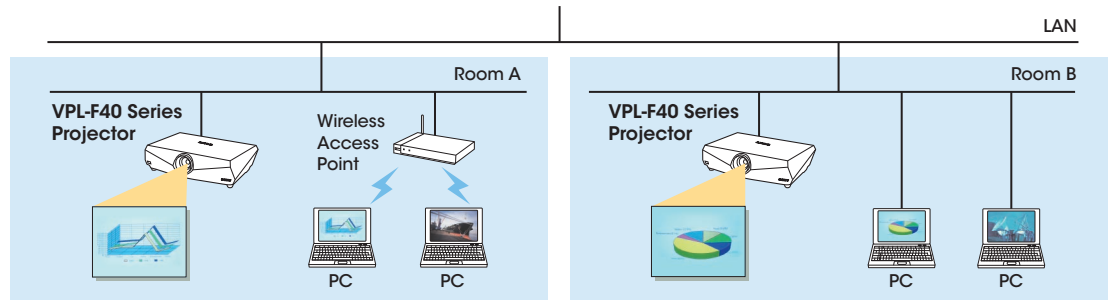
Because the VPL-F40 Series projectors employ efficient compression and transmission techniques, they can receive and project images via IP networks for effective presentations from any networked PC. In fact, they can even handle animated Microsoft® PowerPoint® presentations.

Network Presentations Using Up To Five Projectors

Up to five VPL-F40 Series projectors can be connected to a network, with the image from a single PC projected on each of them. This feature is ideal for both large venues and multiple rooms in which images have to be projected from various locations.

Network Presentations Almost Anywhere

By manually registering your PC’s IP address to the VPL-F40 Series projectors, images can be projected not only across the country, but across the globe. This is ideal for applications such as distance learning and long-distance corporate communication.



Network Presentation System Diagram

System Requirements to Run Supplied Application Software	
Hardware	CPU: Intel® Pentium® III 600-MHz processor or faster, and CPU recommended by OS
	Memory: 64 MB or more (128 MB or more is recommended), and Memory recommended by OS
	Hard disk: 10 MB or more of free capacity
	Other hardware requirements: CD-ROM drive
Operating System	Microsoft® Windows® 98 SE, Windows ME, Windows 2000, Windows XP Home Edition, Windows XP Professional Edition, Windows Vista Home Basic, Windows Vista Home Premium, Windows Vista Ultimate, Windows Vista Business
Browser	Internet Explorer 5.0 or higher
Display	Color resolution: 16-bit, 24-bit, or 32-bit
Network	RJ-45: 10BASE-T/100BASE-TX

Sony cannot guarantee that application software will run properly even though all of the above system requirements are met.

Notice Regarding Network Presentations:

- When an image is sent from a computer to the VPL-FE40 projector, the image is processed using 1024 x 768 pixels.
- Animation effects and the slide show function in Microsoft PowerPoint presentations can be used; however, transmission delays may occur if a large number of effects are performed at once or if several slides are turned at once.
- Network transmission is not suitable for video.
- Network transmission should not be used with sound.
- Applications that use DirectX® application programming interface may not be displayed properly.
- When using Windows Vista, Windows XP or Windows 2000 Operating Systems, the user must be logged into an account with computer administrator access.
- Application software is provided in English and Japanese.
- Network presentations may not be possible depending on the network environment and available bandwidth.

Other Features

- Smart APA (Auto Pixel Alignment)
- Password-Authentication System
- Picture/Audio Muting

OPTIONAL ACCESSORIES



LMP-F270
Projector Lamp (for replacement)



PSS-610
Suspension Support

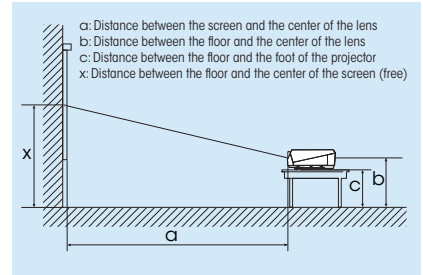


RM-PJK1
Presentation Tool

INSTALLATION DIAGRAMS

Floor Installation for the VPL-FX41, VPL-FE40, and VPL-FX40 (with the supplied lens)

Screen size*	40	60	80	100	120	150	180	200	250	300	400	500	600	
a	min	mm 1480	2260	3030	3810	4580	5740	6900	7680	9610	11550	15420	19290	23160
		(inches) (58 3/8)	(89)	(119 5/16)	(150 1/8)	(180 3/8)	(226 1/8)	(271 3/4)	(302 1/2)	(378 1/2)	(454 7/8)	(607 1/4)	(759 5/8)	(912)
b	min	mm x-305	x-457	x-610	x-762	x-914	x-1143	x-1372	x-1524	x-1905	x-2286	x-3048	x-3810	x-4572
		(inches) (x-12)	(x-18)	(x-24)	(x-30)	(x-36)	(x-45)	(x-54)	(x-60)	(x-75 1/8)	(x-90 1/8)	(x-120 1/16)	(x-150 1/8)	(x-180 1/8)
c	min	mm x-392	x-545	x-697	x-850	x-1002	x-1231	x-1459	x-1612	x-1993	x-2374	x-3136	x-3898	x-4660
		(inches) (x-15 1/2)	(x-21 1/2)	(x-27 1/2)	(x-33 1/2)	(x-39 1/2)	(x-48 1/2)	(x-57 1/2)	(x-63 1/2)	(x-78 1/2)	(x-93 1/2)	(x-123 1/2)	(x-153 1/2)	(x-183 1/2)
	max	mm	x-88											
		(inches)	(x-3 1/2)											

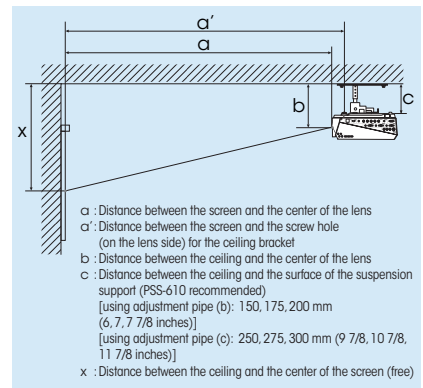


Floor Installation for the VPL-FW41 (with the supplied lens)

Screen size*	40	60	80	100	120	150	180	200	250	300	400	500	600	
a	min	mm 1550	2370	3180	3990	4800	6020	7240	8050	10080	12110	16170	20230	24290
		(inches) (61 1/8)	(93 3/8)	(125 1/4)	(157 1/8)	(189)	(237)	(285 1/8)	(317)	(397)	(476 7/8)	(636 3/4)	(796 5/8)	(956 1/2)
b	min	mm 1900	3020	4050	5080	6110	7650	9190	10220	12790	15370	20510	25660	30800
		(inches) (78 3/8)	(118 7/8)	(159 1/2)	(200 1/8)	(240 5/8)	(301 1/4)	(361 7/8)	(402 1/2)	(503 5/8)	(605 1/4)	(807 5/8)	(1010 3/8)	(1212 3/4)
c	min	mm x-323	x-484	x-645	x-806	x-968	x-1209	x-1451	x-1613	x-2016	x-2419	x-3225	x-4032	x-4838
		(inches) (x-12 3/4)	(x-19 1/8)	(x-25 1/2)	(x-31 3/4)	(x-38 1/8)	(x-47 5/8)	(x-57 5/8)	(x-63 1/2)	(x-79 3/8)	(x-95 1/4)	(x-127)	(x-158 3/4)	(x-190 1/2)
d	min	mm 86	129	172	215	258	323	388	431	538	646	862	1077	1292
		(inches) (3 1/2)	(5 1/8)	(6 7/8)	(8 1/2)	(10 1/4)	(12 3/4)	(15 3/8)	(17)	(21 1/4)	(25 1/2)	(34)	(42 1/2)	(51)
	max	mm	x-88											
		(inches)	(x-3 1/2)											

Ceiling Mount Installation for the VPL-FX41, VPL-FE40, and VPL-FX40 (with the supplied lens)

Screen size*	40	60	80	100	120	150	180	200	250	300	400	500	600	
a	min	mm 1480	2260	3030	3810	4580	5740	6900	7680	9610	11550	15420	19290	23160
		(inches) (58 3/8)	(89)	(119 5/16)	(150 1/8)	(180 3/8)	(226 1/8)	(271 3/4)	(302 1/2)	(378 1/2)	(454 7/8)	(607 1/4)	(759 5/8)	(912)
b	min	mm 1900	2880	3860	4840	5820	7290	8760	9740	12190	14640	19540	24440	29350
		(inches) (74 7/8)	(113 1/2)	(152)	(190 5/8)	(229 1/4)	(287 1/8)	(345)	(383 5/8)	(480)	(576 1/2)	(769 1/2)	(962 3/8)	(1155 3/4)
c	min	mm 1560	2330	3110	3880	4650	5820	6980	7750	9690	11620	15490	19370	23240
		(inches) (61 1/2)	(91 3/4)	(122 1/2)	(152 7/8)	(183 1/8)	(229 1/4)	(274 7/8)	(305 1/4)	(381 5/8)	(457 5/8)	(610)	(762 3/4)	(915 1/8)
d	min	mm 1970	2950	3930	4910	5890	7360	8830	9810	12270	14720	19620	24520	29420
		(inches) (77 5/8)	(116 1/4)	(154 3/4)	(193 3/8)	(232)	(289 7/8)	(347 3/4)	(386 3/8)	(483 1/4)	(579 5/8)	(772 5/8)	(965 1/2)	(1158 1/2)
e	min	mm	c+85											
		(inches)	c+3 3/8											
f	min	mm	c+91											
		(inches)	c+3 5/8											
g	min	mm	c+85											
		(inches)	c+3 3/8											
h	min	mm c+390	c+542	c+695	c+847	c+999	c+1228	c+1457	c+1609	c+1990	c+2371	c+3133	c+3895	c+4657
		(inches) (c+15 3/8)	(c+21 3/8)	(c+27 3/8)	(c+33 3/8)	(c+39 3/8)	(c+48 3/8)	(c+57 3/8)	(c+63 3/8)	(c+78 3/8)	(c+93 3/8)	(c+123 3/8)	(c+153 3/8)	(c+183 3/8)



Ceiling Mount Installation for the VPL-FW41 (with the supplied lens)

Screen size*	40	60	80	100	120	150	180	200	250	300	400	500	600	
a	min	mm 1550	2370	3180	3990	4800	6020	7240	8050	10080	12110	16170	20230	24290
		(inches) (61 1/8)	(93 3/8)	(125 1/4)	(157 1/8)	(189)	(237)	(285 1/8)	(317)	(397)	(476 7/8)	(636 3/4)	(796 5/8)	(956 1/2)
b	min	mm 1900	3020	4050	5080	6110	7650	9190	10220	12790	15370	20510	25660	30800
		(inches) (78 3/8)	(118 7/8)	(159 1/2)	(200 1/8)	(240 5/8)	(301 1/4)	(361 7/8)	(402 1/2)	(503 5/8)	(605 1/4)	(807 5/8)	(1010 3/8)	(1212 3/4)
c	min	mm 1630	2440	3250	4060	4880	6090	7310	8120	10150	12180	16240	20300	24360
		(inches) (64 1/4)	(96 1/8)	(128)	(159 7/8)	(192 1/4)	(239 7/8)	(287 7/8)	(319 3/4)	(399 3/4)	(479 5/8)	(639 1/2)	(799 3/8)	(959 1/4)
d	min	mm 2070	3090	4120	5150	6180	7720	9270	10300	12870	15440	20590	25730	30870
		(inches) (81 5/8)	(121 3/4)	(162 1/4)	(202 7/8)	(243 3/8)	(304)	(365 1/8)	(405 5/8)	(506 7/8)	(608)	(810 3/4)	(1013 1/8)	(1215 5/8)
e	min	mm	c+85											
		(inches)	c+3 3/8											
f	min	mm	c+91											
		(inches)	c+3 5/8											
g	min	mm	c+85											
		(inches)	c+3 3/8											
h	min	mm c+408	c+569	c+730	c+891	c+1053	c+1294	c+1536	c+1698	c+2101	c+2504	c+3310	c+4117	c+4923
		(inches) (c+16 1/8)	(c+22 1/2)	(c+28 3/4)	(c+35 1/8)	(c+41 1/2)	(c+51)	(c+60 1/2)	(c+66 7/8)	(c+82 3/4)	(c+98 5/8)	(c+130 3/8)	(c+162 1/8)	(c+193 7/8)

For both Floor and Ceiling Mount Installations, image can be shifted horizontally by +/- 10 percent of the screen width.

* Viewable area, measured diagonally.

AVAILABLE LENSES

	Projection Lens		Projection Lens		Projection Lens		Projection Lens		Projection Lens		
	Standard Focus Zoom Lens		Fixed Short Focus Zoom Lens		Short Focus Zoom Lens		Middle Focus Zoom Lens		Long Focus Zoom Lens		
	Supplied Lens		VPLL-1008*		VPLL-Z1014		VPLL-Z1024		VPLL-Z1032		
F-number	1.66 to 2.18		2		2.0 to 2.8		2.0 to 2.3		2.0 to 2.4		
Throw ratio**	1.9 : 1 to 2.4 : 1		0.8 : 1		1.4 : 1 to 1.9 : 1		2.4 : 1 to 3.2 : 1		3.2 : 1 to 4.9 : 1		
Zoom ratio	1.30x		—		1.38x		1.45x		1.60x		
Screen Size***	Throwing Distance for the VPL-FX41, VPL-FE40, and VPL-FX40										
	Wide mm (inches)	Tele mm (inches)	mm (inches)	Wide mm (inches)	Tele mm (inches)	Wide mm (inches)	Tele mm (inches)	Wide mm (inches)	Tele mm (inches)	Wide mm (inches)	Tele mm (inches)
40-inch	1,480 (58 3/8)	1,900 (74 7/8)	—	1,110 (43 3/4)	1,500 (59 1/8)	1,880 (74 1/8)	2,590 (102)	2,550 (100 1/2)	3,940 (155 1/4)	3,940 (155 1/4)	3,940 (155 1/4)
60-inch	2,260 (89)	2,880 (113 1/2)	930 (36 5/8)	1,690 (66 5/8)	2,280 (89 7/8)	2,860 (112 5/8)	3,940 (155 1/4)	3,890 (153 1/4)	5,980 (235 1/2)	5,980 (235 1/2)	5,980 (235 1/2)
80-inch	3,030 (119 5/16)	3,860 (152)	1,260 (49 5/8)	2,270 (89 1/2)	3,060 (120 1/2)	3,850 (151 5/8)	5,280 (208)	5,240 (206 3/8)	8,020 (315 13/16)	8,020 (315 13/16)	8,020 (315 13/16)
100-inch	3,810 (150 1/8)	4,840 (190 5/8)	1,590 (62 5/8)	2,850 (112 1/4)	3,830 (150 7/8)	4,840 (190 5/8)	6,630 (261 1/8)	6,580 (259 1/8)	10,060 (396 1/8)	10,060 (396 1/8)	10,060 (396 1/8)
150-inch	5,740 (226 1/8)	7,290 (287 1/8)	2,420 (95 3/8)	4,310 (169 3/4)	5,770 (227 1/4)	7,300 (287 1/2)	9,990 (393 3/8)	9,950 (391 7/8)	15,150 (596 5/8)	15,150 (596 5/8)	15,150 (596 5/8)
200-inch	7,680 (302 1/2)	9,740 (383 5/8)	3,250 (128)	5,760 (226 7/8)	7,710 (303 5/8)	9,770 (384 3/4)	13,350 (525 3/4)	13,310 (524 1/8)	20,240 (797)	20,240 (797)	20,240 (797)
300-inch	11,550 (454 5/8)	14,640 (576 1/2)	4,910 (193 3/8)	8,670 (341 1/2)	11,600 (456 3/4)	14,700 (578 7/8)	20,060 (789 7/8)	20,040 (789 1/8)	30,430 (1,198 1/4)	30,430 (1,198 1/4)	30,430 (1,198 1/4)
400-inch	15,420 (607 1/4)	19,540 (769 1/2)	—	11,580 (456)	15,480 (609 5/8)	19,630 (773)	26,780 (1,054 1/2)	26,760 (1,053 3/4)	40,620 (1,599 1/2)	40,620 (1,599 1/2)	40,620 (1,599 1/2)
500-inch	19,290 (759 5/8)	24,440 (962 3/8)	—	14,490 (570 5/8)	19,360 (762 3/8)	24,570 (967 1/2)	33,500 (1,319 1/8)	33,490 (1,318 3/4)	50,810 (2,000 3/4)	50,810 (2,000 3/4)	50,810 (2,000 3/4)
600-inch	23,160 (912)	29,350 (1,155 3/4)	—	17,400 (685 1/8)	23,240 (915 1/8)	29,500 (1,161 5/8)	40,220 (1,583 3/4)	40,220 (1,583 3/4)	60,990 (2,401 1/2)	60,990 (2,401 1/2)	60,990 (2,401 1/2)
Screen Size***	Throwing Distance for the VPL-FW41										
	Wide mm (inches)	Tele mm (inches)	mm (inches)	Wide mm (inches)	Tele mm (inches)	Wide mm (inches)	Tele mm (inches)	Wide mm (inches)	Tele mm (inches)	Wide mm (inches)	Tele mm (inches)
40-inch	1,550 (61 1/8)	1,990 (78 3/8)	—	1,160 (45 3/4)	1,580 (62 1/4)	1,970 (77 5/8)	2,720 (107 1/8)	2,680 (105 5/8)	4,140 (163 1/8)	4,140 (163 1/8)	4,140 (163 1/8)
60-inch	2,370 (93 3/8)	3,020 (118 7/8)	980 (38 5/8)	1,770 (69 3/4)	2,390 (94 1/4)	3,010 (118 1/2)	4,140 (163 1/8)	4,090 (161 1/8)	6,280 (247 3/8)	6,280 (247 3/8)	6,280 (247 3/8)
80-inch	3,180 (125 1/4)	4,050 (159 1/2)	1,330 (52 3/8)	2,380 (93 3/4)	3,210 (126 1/2)	4,040 (159 1/8)	5,550 (218 5/8)	5,500 (216 5/8)	8,420 (331 5/8)	8,420 (331 5/8)	8,420 (331 5/8)
100-inch	3,990 (157 1/8)	5,080 (200 1/8)	1,670 (65 7/8)	3,000 (118 1/8)	4,020 (158 1/4)	5,080 (200 1/8)	6,960 (274 1/8)	6,910 (272 1/8)	10,560 (415 7/8)	10,560 (415 7/8)	10,560 (415 7/8)
150-inch	6,020 (237)	7,650 (301 1/4)	2,540 (100 1/4)	4,520 (178)	6,060 (238 5/8)	7,670 (302 1/8)	10,480 (412 3/4)	10,450 (411 1/2)	15,910 (626 1/2)	15,910 (626 1/2)	15,910 (626 1/2)
200-inch	8,050 (317)	10,220 (402 1/2)	3,420 (134 3/4)	6,050 (238 1/4)	8,100 (319)	10,260 (404)	14,010 (551 5/8)	13,980 (550 1/2)	21,250 (836 3/4)	21,250 (836 3/4)	21,250 (836 3/4)
300-inch	12,110 (476 7/8)	15,370 (605 1/4)	5,160 (203 1/4)	9,100 (358 3/8)	12,180 (479 5/8)	15,440 (608)	21,070 (829 3/4)	21,040 (828 1/2)	31,950 (1,258 1/8)	31,950 (1,258 1/8)	31,950 (1,258 1/8)
400-inch	16,170 (636 3/4)	20,510 (807 5/8)	—	12,160 (478 7/8)	16,250 (639 7/8)	20,620 (812)	28,120 (1,107 1/4)	28,100 (1,106 1/2)	42,650 (1,679 3/8)	42,650 (1,679 3/8)	42,650 (1,679 3/8)
500-inch	20,230 (796 5/8)	25,660 (1,010 3/8)	—	15,210 (599)	20,330 (800 1/2)	25,800 (1,015 7/8)	35,180 (1,385 1/4)	35,160 (1,384 1/2)	53,340 (2,100 3/8)	53,340 (2,100 3/8)	53,340 (2,100 3/8)
600-inch	24,290 (956 1/2)	30,800 (1,212 3/4)	—	18,270 (719 1/2)	24,410 (961 1/4)	30,980 (1,219 7/8)	42,230 (1,662 7/8)	42,230 (1,662 7/8)	64,040 (2,521 5/8)	64,040 (2,521 5/8)	64,040 (2,521 5/8)

* When using the VPLL-1008 lens, the center of the image projected from the lens must be perpendicular to and aligned with the center of the screen vertically (mirror usage is acceptable). Also, the projector cannot be installed upside-down when using this lens.

** Distance between the center of the projector lens and the screen, divided by the screen width.

*** Viewable area, measured diagonally.

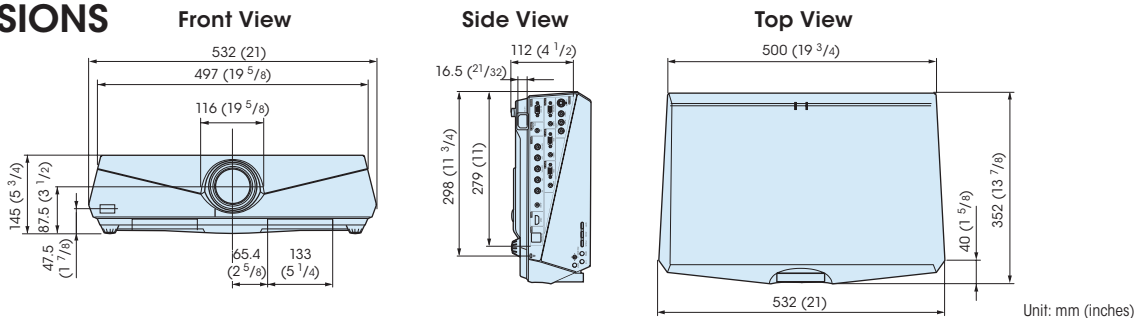
PRESET SIGNAL CHART

No.	Preset signal	fH (kHz)	fV (Hz)	Sync
1	Video 60 Hz	15.734	59.940	—
2	Video 50 Hz	15.625	50.000	—
3	480/60i	15.734	59.940	S on G/Y
4	575/50i	15.625	50.000	S on G/Y
5	480/60p	31.470	60.000	S on G/Y
6	575/50p	31.250	50.000	S on G/Y
7	1080/60i	33.750	60.000	S on G/Y
8	1080/50i	28.130	50.000	S on G/Y
10	720/60p	45.000	60.000	S on G/Y
11	720/50p	37.500	50.000	S on G/Y
12	1080/60p	67.500	60.000	S on G/Y
13	1080/50p	56.260	50.000	S on G/Y
14	1080/24p	26.973	23.976	S on G/Y
15	1080/30p	33.750	29.970	S on G/Y
21	640 x 350	31.469	70.086	H-pos, V-neg
22	VESA Mode 1 (VGA 350)	37.861	85.080	H-pos, V-neg
23	640 x 400	24.823	56.416	H-neg, V-neg
24	NEC PC 98	31.469	70.086	H-neg, V-pos
25	VESA Mode 2 (TEXT)/VESA 70	37.861	85.080	H-neg, V-pos
26	640 x 480	31.469	59.940	H-neg, V-neg
27	VESA 60	31.469	59.940	H-neg, V-neg
28	Mac 13	35.000	66.667	H-neg, V-neg
29	VESA 72	37.861	72.809	H-neg, V-neg
30	VESA 75 (IBM M3)	37.500	75.000	H-neg, V-neg
30	VESA 85 (IBM M4)	43.269	85.008	H-neg, V-neg

No.	Preset signal	fH (kHz)	fV (Hz)	Sync
31	800 x 600	35.156	56.250	H-pos, V-pos
32	VESA 56	35.156	56.250	H-pos, V-pos
33	VESA 60	37.879	60.317	H-pos, V-pos
34	VESA 72	48.077	72.188	H-pos, V-pos
35	VESA 75 (IBM M5)	46.875	75.000	H-pos, V-pos
36	VESA 85	53.674	85.061	H-pos, V-pos
37	832 x 624	49.724	74.550	H-neg, V-neg
38	1024 x 768	48.363	60.004	H-neg, V-neg
39	VESA 60	56.476	70.069	H-neg, V-neg
40	VESA 75	60.023	75.029	H-pos, V-pos
41	VESA 85	68.677	84.997	H-pos, V-pos
42	1280 x 960	60.000	60.000	H-pos, V-pos
43	VESA 60	75.000	75.000	H-pos, V-pos
44	VESA 75	63.974	60.013	H-pos, V-pos
45	VESA 85	79.976	75.025	H-pos, V-pos
46	1280 x 1024	91.146	85.024	H-pos, V-pos
47	VESA 60	65.317	59.978	H-neg, V-pos
48	VESA 75	75.000	60.000	H-pos, V-pos
49	VESA 85	47.776	59.870	H-neg, V-pos
50	1280 x 768	44.772	59.855	H-neg, V-pos
51	1400 x 1050	47.720	59.799	H-neg, V-pos
52	1600 x 1200	55.935	59.887	H-neg, V-pos
53	1280 x 720	44.772	59.855	H-neg, V-pos
54	1280 x 720/60	44.772	59.855	H-neg, V-pos
55	1360 x 768	47.720	59.799	H-neg, V-pos
56	1440 x 900	55.935	59.887	H-neg, V-pos
57	1680 x 1050	65.290	59.954	H-neg, V-pos
58	1680 x 1050/60	65.290	59.954	H-neg, V-pos
59	1280 x 800	49.702	59.810	H-neg, V-pos
60	1280 x 800/60	49.702	59.810	H-neg, V-pos

- Preset signal Nos. 1-2, 21-25, 27-31, 33-35, 38-40, 46, 48-49, 51 and 56 are analog only.
 - Preset signal Nos. 12-15 are digital only.
 - Images may not be reproduced correctly when signals other than those listed above are input.

DIMENSIONS



SPECIFICATIONS

	VPL-FX41 (standard lens) VPL-FX41L (lens is optional)	VPL-FW41 (standard lens) VPL-FW41L (lens is optional)	VPL-FE40 (standard lens) VPL-FE40L (lens is optional)	VPL-FX40 (standard lens) VPL-FX40L (lens is optional)
Optical				
Projection system	3 LCD panels, 1 lens projection system			
LCD panel	0.79-inch XGA panel, 2,359,296 (1024 x 768 x 3) pixels	0.75-inch WXGA panel, 3,072,000 (1280 x 800 x 3) pixels	0.79-inch SXGA+ panel, 4,410,000 (1400 x 1050 x 3) pixels	0.79-inch XGA panel, 2,359,296 (1024 x 768 x 3) pixels
Projection lens	VPL-FX41/FW41/FE40/FX40 : 1.3 times power zoom lens, f30.6 to 39.7 mm, F1.66 to 2.18 VPL-FX41L/FW41L/FE40L/FX40L : Not supplied			
Lamp	275W ultra high pressure lamp			
Screen coverage	VPL-FX41/FW41/FE40/FX40 : 40 to 600 inches (viewable area measured diagonally) VPL-FX41L/FW41L/FE40L/FX40L : 40 to 600 inches (with VPLL-Z1014, VPLL-Z1024, or VPLL-Z1032) (viewable area measured diagonally) 60 to 300 inches (with VPLL-1008) (viewable area measured diagonally)			
Light output	5200 lumens (lamp mode: high) 4160 lumens (lamp mode: standard)	4500 lumens (lamp mode: high) 3600 lumens (lamp mode: standard)	4000 lumens (lamp mode: high) 3200 lumens (lamp mode: standard)	
Color light output	5200 lumens (lamp mode: high) 4160 lumens (lamp mode: standard)	4500 lumens (lamp mode: high) 3600 lumens (lamp mode: standard)	4000 lumens (lamp mode: high) 3200 lumens (lamp mode: standard)	
Signals				
Color system	NTSC3.58, PAL, SECAM, NTSC4.43, PAL-M, PAL-N, PAL60 (automatically/manually selected)			
Resolution	Video: 750 TV lines, RGB: 1024 x 768 pixels	Video: 750 TV lines, RGB: 1280 x 800 pixels	Video: 750 TV lines, RGB: 1400 x 1050 pixels	Video: 750 TV lines, RGB: 1024 x 768 pixels
Acceptable computer signals	fH: 19 to 92 kHz, fV: 48 to 92 Hz (up to UXGA (fV 60Hz))			
Acceptable video signals	15 kHz RGB 50/60 Hz, Progressive Component 50/60 Hz, DTV (480/60i, 575/50i, 480/60p, 575/50p, 720/60p, 720/50p, 1080/60i, 1080/50i, 1080/60p, 1080/50p), Composite Video, S-Video (Y/C)			
Speaker				
	1.8 W x 2 (stereo)			
General				
Dimensions (W x H x D)	532 x 145 x 352 mm, (21 x 5 3/4 x 13 7/8 inches)			
Mass	VPL-FX41/FW41/FE40/FX40: approx. 9.8 kg (21 lb 10 oz), VPL-FX41L/FW41L/FE40L/FX40L: approx. 9.0 kg (19 lb 13 oz)			
Power requirements	AC 100 to 240 V, 4.1 to 1.7 A, 50/60 Hz			
Power consumption	Max. 400 W, standby 15 W (standard mode)/0.5 W (low mode)			
Heat dissipation	1365 BTU			
Operating temperature	0 to 35 °C (32 to 95 °F)			
Operating humidity	35 to 85% (no condensation)			
Storage temperature	-20 to 60 °C (-4 to 140 °F)			
Storage humidity	10 to 90%			
Inputs/Outputs				
Video In	Video	Composite Video, RCA phono jack		
	S Video	Y/C, mini DIN 4-pin		
	Audio	Stereo, RCA phono jack x 2		
Input A	Analog RGB	HD D-sub 15-pin (female)		
	Audio	Stereo mini jack		
Input B	Analog RGB	HD D-sub 15-pin (female)		
	Audio	Stereo mini jack		
Input C	Analog RGB/Component	BNC x 5 (female)		
	Audio	Stereo mini jack		
Input D	Digital RGB/Audio	HDMI (HDCP)		
Input E	Network	10BASE-T/100BASE-TX: RJ45		
Output	Monitor out	HD D-sub 15-pin		
	Audio out	Stereo mini jack (variable out)		
Remote	RS-232C: D-sub 9-pin (female)			
Control S IN	Stereo mini jack (plug-in-power)			
Supplied accessories				
	Remote Commander Unit (1), Size AA (R6) batteries (2), Lens Cap (1) (for VPL-FX41, VPL-FW41, VPL-FE40 & VPL-FX40), Lens hole cover (1) (for VPL-FX41L, VPL-FW41L, VPL-FE40L & VPL-FX40L), AC power code (1), Operating Instructions and Application Software (CD-ROM) (1), Quick Reference Manual (1), Safety Regulations (1), Security Label (1)			

Distributed by

© 2009 Sony Corporation. All rights reserved.
 Reproduction in whole or in part without written permission is prohibited.
 Features and specifications are subject to change without notice.
 All non-metric weights and measurements are approximate.
 Projected images in this brochure are simulated.
 Sony is a registered trademark of Sony Corporation.
 BrightEra and Remote Commander are trademarks of Sony Corporation.
 HDMI, the HDMI logo, and High-Definition Multimedia Interface are
 trademarks or registered trademarks of HDMI Licensing LLC.
 All other trademarks are the property of their respective owners.